



Application note –

How to set charging & discharging cut-off SOC and backup reserve on mySigen App

Revision History

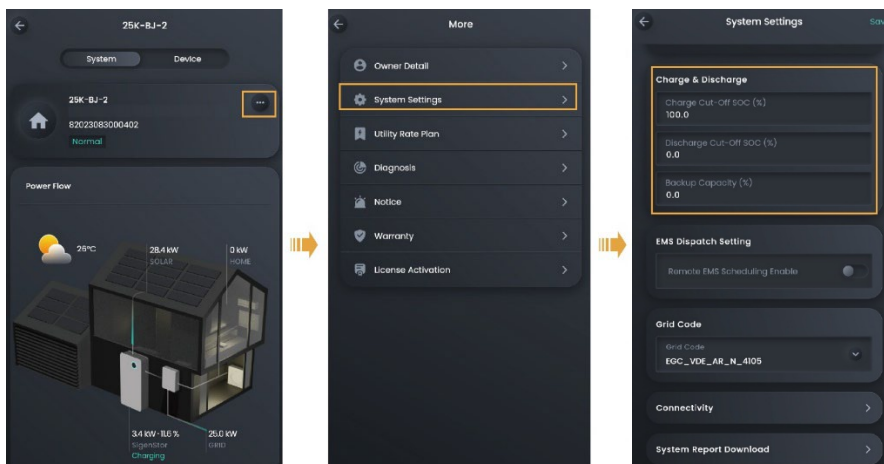
Version 1.0, August 2024 – Initial release

Technical Description

1. Set charging & discharging cut-off SOC and backup reserve

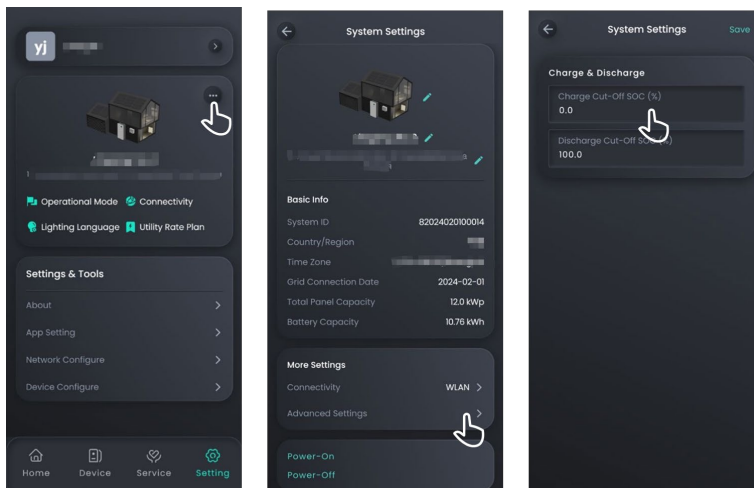
1.1 Installers' Interface

Note that the backup reserve will only be displayed when there is a Sigen Gateway connected.

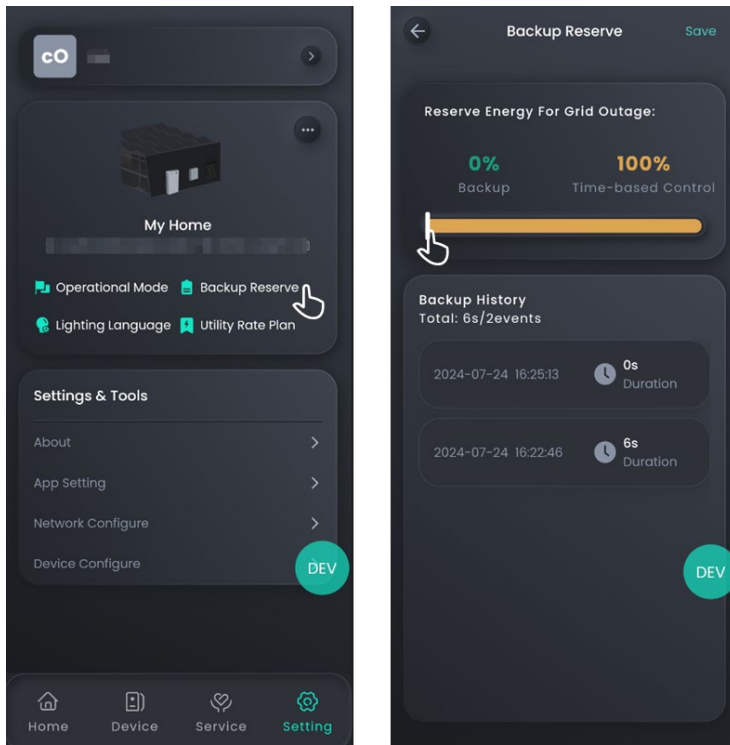


1.2 Homeowners' Interface

Homeowners can set charging and discharging cut-off SOC in the system settings (shown below).



If there is a Sigen Gateway connected, homeowners can set the backup reserve in the "Setting" screen.



Disclaimer: The information on this file is provided on an "as is" basis. To the fullest extent permitted by law, Sigen Technology Co., Ltd. excludes all representations and warranties relating to this file and its contents or which is or may be provided by any affiliates or any other third party, including in relation to any inaccuracies or omissions in this file